





I just **LOVE** it here!



PARENT'S GUIDE SUMMER 2009



GENERAL INFORMATION

OFFICE PHONE NUMBER

If you need to contact us for any reason please dial 914-949-2636.

2009 CAMP SCHEDULE

Week #1	Monday, June 29 th	thru	Friday, July 3 rd
Week #2	Monday, July 6 th	thru	Friday, July 10 th
Week #3	Monday, July 13 th	thru	Friday, July 17 th
Week #4	Monday, July 20 th	thru	Friday, July 24 th
Week #5	Monday, July 27 th	thru	Friday, July 31 st
Week #6	Monday, August 3 rd	thru	Friday, August 7 th
Week #7	Monday, August 10 th	thru	Friday, August 14 th

DAY CAMP OFFICE HOURS

Pre-Camp Season – 9 AM to 5 PM Monday through Friday

During Camp Season - 8:30 AM to 5:30 PM Monday through Friday. The office will be closed 8:45 AM - 9:15 AM and 3:30 PM - 4:15 PM except for emergency and transportation purposes only.

The Day Camp Office ***WILL NOT BE OPEN*** Thursday June 25th, Friday June 26th, Saturday, June 27th and Sunday, June 28th. The camp office will also be closed on weekends and holidays during the camp season.

GROUPS OF THE WEEK

GROUPS OF THE WEEK – Each group at Purchase Day Camp participates in the Group of the Week festivities. During "their week", the campers and TEAM Members of each group participate in opening exercises by performing a song or group cheer.

Schedule:

WEEK 1:	DUCKLINGS, TADPOLES & POLLIWOGS
WEEK 2:	SNAILS, MOLLIES, TURTLES
WEEK 3:	GUPPIES, GOLDFISH, MINNOWS, SUNNIES
WEEK 4:	SALMONS, STARFISH, FROGS
WEEK 5:	SHARKS, STINGRAYS, EELS
WEEK 6:	MERMAIDS, BARRACUDAS, BLUEFISH
WEEK 7:	SWANS, SERPENTS, RED MINGOS, WHITE MINGOS, DRAGONS

PIZZA LUNCH FOR GROUP OF THE WEEK

The culminating activity is a Pizza lunch provided by the camp. Each group is provided with a pre-planned lunch activity and lunch one day during "their week" according to the schedule listed above. Pizza, soda or water and ice cream are served. If a camper does not eat any of these items, parents are requested to send in a bag lunch with them. With as many as five similar age groups participating in the Group of the Week lunch, held at Schweiger field, we ask parents that no snack bar orders be placed by the Groups of the Week on this day. If you have any questions, please see your child's TEAM Leader or a Program Coordinator.

GROUP ASSIGNMENTS & PROGRAM TIMES

JUNIOR CAMP

Campers must be 3 by July 1st, 2009

HALF DAY AM:	9:00 AM TO 12:10 PM	Ducklings, Tadpoles & Polliwogs	3 & 4 Year Olds Co-Ed
MINI DAY:	9:00 AM TO 1:45 PM	Ducklings, Tadpoles & Polliwogs	3 & 4 Year Olds Co-Ed
FULL DAY:	9:00 AM TO 4:00 PM	Ducklings, Tadpoles & Polliwogs	3 & 4 Year Olds Co-Ed

SENIOR CAMP

FULL DAY: 9:00 AM TO 4:00 PM MINI-K: (Kindergarten Age Only Eligible) 9:00 AM TO 2:00 PM

Turtles	Kindergarten Boys	Salmons	2 nd Grade Girls
Snails	Kindergarten Girls	Starfish	2 nd Grade Girls
Mollies	Kindergarten Girls	Eels	3 rd Grade Boys
Minnnows	1 st Grade Boys	Stingrays	3 rd Grade Boys
Sunnies	1 st Grade Boys	Sharks	3 rd Grade Girls
Goldfish	1 st Grade Girls	Mermaids	4 th Grade Girls
Guppies	1 st Grade Girls	Barracudas	4 th Grade Boys
Frogs	2 nd Grade Boys	Bluefish	4 th Grade Boys

T-N-T PROGRAM

(Trips & Training Program)

FULL DAY: 9:00 AM TO 4:00 PM

Serpents	5 th & 6 th Grade Boys	White Mingos	7 th & Up Grade Girls
Swans	5 th & 6 th Grade Girls	Red Mingos	7 th & Up Grade Girls
		Dragons	7 th & Up Grade Boys

EXTENDED HOURS

AM Program: 7:45 AM To 9:00 AM

PM Program: 4:15 PM To 5:30 PM

CAMP PHOTOS

PHOTO DAY – TUESDAY JULY 14th

Group and individual photographs will be taken for each camp group on Tuesday July 14th. A schedule will be sent home with your camper prior to this day. The cost of these photos is included in each child's base camp fee.

We request that each child wear a Purchase Day Camp T-shirt on the day listed for his/her photo. The camper is not required to wear a camp T-shirt for the individual photo, but must wear one for the group photo. A camper t-shirt will be provided for any child who does not have one on photo day.

- ☺ Make-up photos of individual campers absent from camp on group photo day will be taken on Tuesday, July 28th. Times will be announced.
- ☺ If photo day is not a regular attending day for a camper, the child can be brought to camp for photos only. Parents will receive a letter indicating the time of their child's photo.
- ☺ Group and individual photographs cannot be guaranteed in the event of a camper's absence or enrollment option. No retakes on photographs are permitted.

LUNCH TIME

LUNCHES FROM HOME

All lunches brought from home will be refrigerated (bags preferred). Please label all Lunch Bags with the Camper's name and Group. We recommend sending juice or milk with campers' lunches. Glass bottles are not permitted. Snack money is optional. Snack orders must be placed in the AM according to our Food Service ordering procedures. Half Day Junior Campers do not eat lunch at camp.

LUNCHES PURCHASED AT CAMP

Hot lunches, etc. are available to T-N-T Campers, Senior Campers, Mini, and All Day Jr. Campers on a daily basis. Lunch Envelopes with menu prices and daily specials is included with the complementary gift provided.

LUNCH ORDER PROCEDURE

- **We ask parents to comply with the following rules regarding Day Camp Food Service. No exceptions will be permitted.**
- TEAM Members should verify that each camper has a lunch from home or has ordered lunch before opening exercises.
- No food or snack orders will be accepted unless the order form envelope is completed and payment enclosed (exact change is not required but appreciated).
- Substitutions for daily specials on a particular day will not be permitted.
- All food from the A La Carte menu, snacks and beverages are available daily.
- Additional lunch order form envelopes will be sent home with campers during the first week of each child's enrollment. Extra lunch envelopes are available upon request.

RECYCLING

Juice and soda cans must be placed in recycling cans.

LUNCH ORDER FORM ENVELOPE (SAMPLE)



Camper _____

Group _____

Mon. Tues. Wed. Thurs. Fri.

Date ____ / ____ / ____

<u>Qty.</u>	<u>Menu Item</u>	<u>Total \$</u>
_____	Daily Special Entrée	\$ _____
_____	Daily Specialty Salad	\$ _____
_____	A La Carte Menu (write in Item)	\$ _____
_____	Chip Snack (write in Item)	\$ _____
_____	Beverage (write in Item)	\$ _____
_____	Ice Cream (write in Item)	\$ _____
	Lunch Cost Total	\$ _____

Items Prices are on the Back!

Amount Enclosed \$ _____

Change Due Back \$ _____

FOOD SERVICE DAILY SPECIALS MENU

The Daily Special Entrée or the Daily Special Salad is \$4.00 each.

MONDAY

Daily Special Entree:

Turkey Breast on a Roll with Fresh Fruit and Popcorn

Daily Special Salad:

Caesar Salad with House Caesar Dressing, Popcorn

TUESDAY

Daily Special Entree:

Grilled Chicken on a Roll with Fresh Fruit and Cheese Puffs

Daily Special Salad:

Gorgonzola Salad, Cheese Puffs

WEDNESDAY

Daily Special Entree:

Breakfast for Lunch: French Toast Stix & Sausage with Fresh Fruit and Potato Chips

Daily Special Salad:

Grilled Chicken Salad, Potato Chips

THURSDAY

Daily Special Entree:

Chicken Nuggets with Fresh Fruit and Corn Chips

Daily Special Salad:

Fresh Fruit Salad with Yogurt, Corn Chips

FRIDAY

Daily Special Entree:

**Pizza - Large Slice with Fresh Fruit and Potato Chips

Daily Special Salad:

Fresh Garden Salad, Potato Chips

Beverages ordered separately. Food from the A La Carte Menu, Additional Snacks & Beverage choices are listed on the next page. Assorted Condiments and Dressings will be available daily.

** Individual pizza slice available @ \$2.00/slice with Friday Pizza Special

FOOD SERVICE DAILY A LA CARTE MENU

HAMBURGER - An all-beef patty nestled in a tasty roll	2.50
CHEESEBURGER - Our burger topped with melted cheese	2.75
VEGGIE BURGER – An all-veggie patty nestled in a tasty roll	2.75
HOT DOG - Still the olde American favorite	2.00
CHEESE DOG - Our dog smothered in American Cheese	2.25
TUNA SALAD SANDWICH - White meat tuna salad on a roll	3.00
CAMPER'S MEATBALL WEDGE - A scaled-down version of our meatball wedge	2.75
GRILLED CHEESE - A buttered cheese sandwich toasted to golden perfection	2.00
FRUIT YOGURT OF DAY (One choice only – “Pot Luck”)	1.50

SNACKS

POPCORN, POTATO CHIPS, CORN CHIPS, CHEESE PUFFS, PRETZELS - \$1.00
FRESH FRUIT - \$1.00
ICE CREAM SANDWICH - \$1.25
FREEZE POPS - \$1.00
FROZEN FRUIT BAR – \$2.00
CHIPWICH - \$2.00

BEVERAGES

Canned Beverages: \$1.00

PEPSI
SIERRA MIST
FRUIT PUNCH
MILK

DIET PEPSI
ICED TEA
APPLE JUICE
CHOCOLATE MILK

MOUNTAIN DEW
PEACH TEA
BOTTLED WATER

Attention: If you have a food allergy, please speak to the owner, manager or your server.

IDENTIFICATION FOR DAY CAMP SWIM LEVELS

Purchase Day Camp has established criteria for determining the swimming level of each camper for Free Swim. Three (3) levels will be implemented: Level I - Beginner Swimmer Level II - Shallow Water Swimmer Level III - Deep Water Swimmer.

A **LEVEL I** Beginner Swimmer will be identified with a **NAVY ARMBAND** while at the pool and will be defined as a camper who cannot perform a single bob and cannot perform the prone float and recovery. Campers determined to be Level I - Beginner Swimmers will be restricted to the "Blue Pool" or "Green Pool" depending on the group assignment. The Blue Pool is two (2) feet at its shallowest point to a maximum of three (3) and ½ (3.5) feet deep. The Green Pool is two (2) feet at its shallowest point to a maximum of four (4) feet deep. All campers going into kindergarten or younger will automatically be classified as a LEVEL I Swimmer regardless of ability.

A **LEVEL II** Shallow Water Swimmer will be identified by having **NO ARM BAND** while at the pool and will be defined as a camper who successfully performs a single bob and the prone float and recovery, but cannot perform the Deep Water Test. Campers determined to be Level II - Shallow Water Swimmers will be restricted to the "Blue Pool" or "Green Pool" depending on the group assignment. These swimmers will be identified by having **NO ARM BAND**. The Blue Pool is two (2) feet at its shallowest point to a maximum of three (3) and ½ (3.5) feet deep. The Green Pool is two (2) feet at its shallowest point to a maximum of four (4) feet deep

A **LEVEL III** Deep Water Swimmer who successfully completes the Deep Water Test will be identified by a **RED ARMBAND** while at the pool. The Deep Water Test is comprised of 60 seconds of treading water, six (6) widths of the "Red Pool" using a "good crawl" or "good breaststroke" followed by 60 seconds of treading water. A "good crawl" is defined as the proper stroke, with breathing on the side, not in the front. A "good breaststroke" is defined as the proper stroke with all the proper timing as well as the correct glide. Campers determined to be Level III - Deep Water Swimmers will be restricted to the "Red Pool" or "Green Pool". The Red Pool is four (4) feet at its shallowest point to a maximum of ten (10) feet deep. The Green Pool is two (2) feet at its shallowest point to a maximum of four (4) feet deep.

PURCHASE POOL DEEP WATER TEST

ELIGIBILITY – Prior to taking the test, campers must demonstrate a deep water readiness to our TEAM Members showing an acceptable crawl or breaststroke, the ability to tread water, confidence and endurance.

TEST REQUIREMENTS

- 1) One minute of treading in deep water.
- 2) Six widths of the pool with an acceptable crawl or breast stroke technique.
- 3) One minute of treading in deep water.

PASSING THE DEEP WATER TEST - Individuals passing the Purchase Pool Deep Water Test will receive a certificate of completion.

INCOMPLETE TEST RESULT - Individuals unable to complete the deep water test will be informed of the reasons for the incomplete results.

RE-TESTING POLICY - Individuals requiring a re-test must wait until the next day and/or be perceived to be "ready" by the Waterfront TEAM

COMMON UNACCEPTABLE TECHNIQUES

- 1) Double pump on crawl stroke.
- 2) Breathing forward on crawl stroke.
- 3) Arms not forming an outward sweep or wiping face after each pull on breaststroke.
- 4) Pulling & kicking at same time or use of a kick other than the breast stroke kick on the breaststroke.
- 5) Head below water, treading on back or not stationary when treading water.

SWIM POLICIES

SWIM ATTIRE, ILLNESS, AND PROGRESS

Campers should bring swim attire to camp each day regardless of the weather. In the event of inclement weather, the Administration will make the decision whether or not we go swimming. If a parent does not wish for their child to swim due to illness etc. they must send a note in with the camper. Please turn the note in to the camper's TEAM Leader so that we can give a copy to the Swim Program Coordinator. If a parent has any questions about the swim progress of their child or a problem relating to the swim program, they should contact the Swim Program Coordinator.

AQUA SHOES PERMITTED (RESTRICTED USE)

Campers may use aqua shoes to get to and from locker rooms and at each of our three pools. No one will be allowed to use aqua shoes in the pool if they have been worn for purposes other than those listed.

EYE IRRITATION AT THE POOL

A high level of chlorine is not the reason why eyes get red or irritated after a long day at the pool. A high or low pH reading is what usually causes these conditions. A major factor affecting pH balance is sunscreen. The type and amount of sunscreen in the water can be the main reason for swimmers eye irritation. All pool chemical readings are monitored twice hourly.

GOGGLE USE AT THE POOL

Purchase Day Camp will allow the use of goggles during instructional swim for medical reasons only. While we discourage the use of goggles at any time, campers will be allowed to use their own goggles during Free Swim. Goggles used must only cover the eyes. No goggles or masks which cover the nose or mouth will be allowed at the pool at any time.

SUNSCREEN

We require a waterproof product. Parents should apply the sunscreen before camp. Additional applications will be applied by the Counseling TEAM only if a waterproof product is supplied and written permission given by parent or guardian.



CAR TRANSPORTATION

MORNING/MID-DAY DROP OFF FOR CAMP

EXTENDED DAY PROGRAM DROP OFF

AM Drop Off - between 7:45 AM & 8:35 AM in front of the main building.

AM DROP OFF TIMES (Non-Extended Day Program)

Between 8:35 AM and 9:05 AM (Camp officially begins at 9 AM)

AM DROP OFF GUIDELINES

1. When arriving from the south on Purchase Street, use the road shoulder in front of the Community House. You should leave enough room for cars to pass in your lane on the driver's side. **Turn on your right signal as soon as you can see any of our TEAM Members.**
2. When arriving from the north on Purchase Street, **turn on your left turn signal as soon as you can see any of our TEAM Members** and wait to be directed into the Main Parking Lot.
3. Pull your car around the Main Lot as close to the exit as possible or until directed to stop. Our TEAM Members will help unload campers from your car. Drivers, please do not get out of your car. If you must assist your camper, please park. While parking during AM arrival is not encouraged, please notify our parking lot TEAM Members for instructions if parking is necessary.
4. Once campers have been dropped off proceed carefully out of the lot on our TEAM Member's instructions.

MID-DAY PICK UP TIMES (Please be prompt)

Half Day Ducklings, Tadpoles & Polliwogs: 12:10 PM (Pick Up)


Mini Day Ducklings, Tadpoles & Polliwogs: 1:45 PM (Pick Up)

Mini-K Campers: 2:00 PM (Pick Up)

MID-DAY PICK UP GUIDELINES

1. Enter Main Parking Lot.
2. **Park your car.**
3. Come to the front porch for camper drop off or pick up.

Parents have received a Car Transportation number card. The Car Transportation number and pick up time is indicated on the Car Transportation number card. This card should be placed in the front window of the parent's car on the driver's side when entering our parking lot.



END OF THE CAMP DAY PICK UP

DISMISSAL

PM PICK UP TIMES

Between 3:40 PM and 4:15 PM – Main Lot and Lower Lot

Car Pool numbers and specific pick-up times AND LOCATIONS will be included in our final camp mailing

PM PICK UP - BOTH LOTS

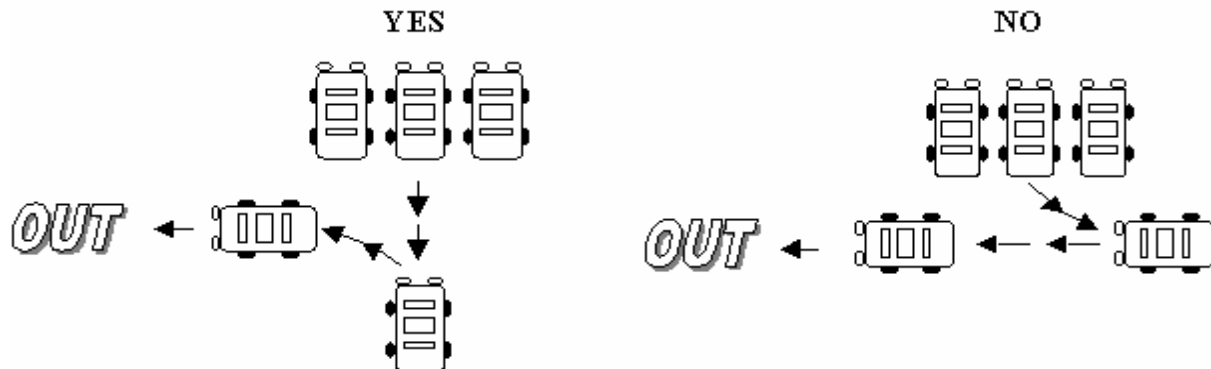
We will be using both the Main Parking Lot and the Lower Parking Lot for regular PM PICKUP.

Car Pool Numbers from 1 to 99 will use the Lower Parking Lot. See Lower Lot Guidelines below.
Car Pool Numbers 100 and higher will use the Main Lot. See Main Lot Guidelines below.

Unless early pick up arrangements are made, entry into the Main or Lower parking lots for dismissal prior to 3:35 PM is prohibited.

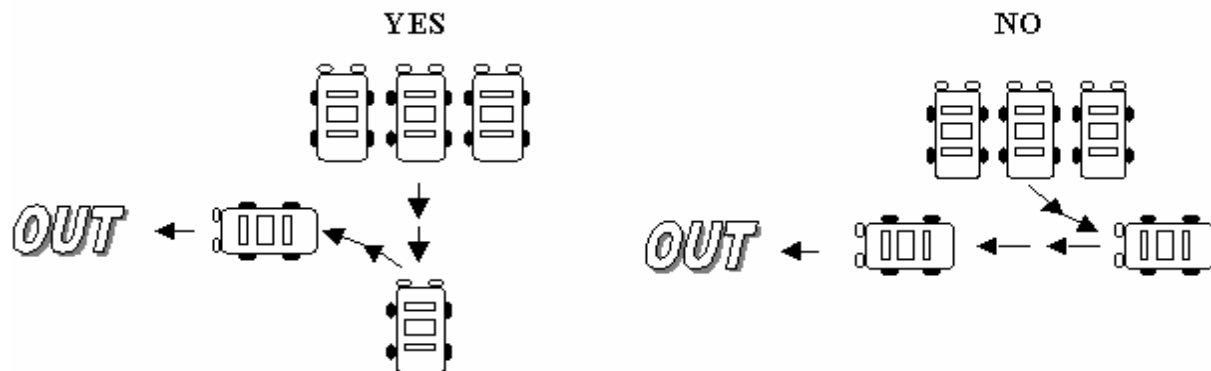
Lower Lot Guidelines (Car Pool #1 to #99)

1. When arriving from the south on Purchase Street, stay in the "through traffic" lane and pass the upper lot line on the road shoulder in front of the Community House. When you pass the line on your right, turn on your right turn blinker and proceed down Cottage Avenue.
2. When arriving from the north on Purchase Street, turn on your left turn signal and turn down Cottage Avenue (across from Old Oaks Main Entrance). Wait at the stop sign for direction from our TEAM Members. Proceed to Lower Lot as directed by our TEAM Members.
3. Arrive as close to your scheduled pick up time as possible.
4. Place your Car Pool Number in a visible location on the driver's side dashboard or visor.
5. Open your window so you can hear our TEAM Member's instructions.
6. All vehicles **MUST** park in order to maintain traffic flow on Purchase Street.
7. Please remain **IN** or **AT** your car and let our specialist walkers guide your children to you.
8. When you are ready to leave, step on your brake and put your car in reverse. This way we will see your reverse lights and know that you are ready to leave.
9. DO NOT MOVE YOUR CAR UNLESS SIGNALLED TO DO SO. Please be patient, we will move you out as soon as possible. Please understand that we cannot always move cars on a first come, first serve basis.
10. When backing out, please pull your car **STRAIGHT BACK.** DO NOT turn your wheels unless directed to do so. There is plenty of space behind you. When backing straight out, please pull your car completely out of the space so you do not have to make a three point turn.



Main Lot Guidelines (Car Pool #100 and Higher)

1. When arriving from the south on Purchase Street, use the road shoulder in front of the Community House. You should leave enough room for cars to pass in your lane on the driver's side. **Turn on your right signal as soon as you can see any of our TEAM Members.**
2. When arriving from the north on Purchase Street, **turn on your left turn signal as soon as you can see any of our TEAM Members** and wait to be directed into the Main Parking Lot.
3. Arrive as close to your scheduled pick up time as possible.
4. Place your Car Pool Number in a visible location on the driver's side dashboard or visor.
5. Open your window so you can hear our TEAM Member's instructions.
6. All vehicles **MUST** park in order to maintain traffic flow on Purchase Street.
7. Please remain **IN** or **AT** your car and let our specialist walkers guide your children to you.
8. When you are ready to leave, step on your brake and put your car in reverse. This way we will see your reverse lights and know that you are ready to leave.
9. DO NOT MOVE YOUR CAR UNLESS SIGNALLED TO DO SO. Please be patient, we will move you out as soon as possible. Please understand that we cannot always move cars on a first come, first serve basis.
10. When backing out, please pull your car **STRAIGHT BACK.** DO NOT turn your wheels unless directed to do so. There is plenty of space behind you. When backing straight out, please pull your car completely out of the space so you do not have to make a three point turn.



EXTENDED DAY PROGRAM PICK UP TIMES & LOCATIONS

POOL MEMBER PICK UP TIMES (For Campers who are also "Purchase Pool Members")

Arrival time for this program is between 4:15 PM and 4:45 PM

1. Park your car in the Main Lot or Lower Lot
2. Come to Pavilion #1 to pick up your camper.
3. If the weather is inclement, please park in the Main Lot and pick up your camper in the Auditorium.

PM EXTENDED HOURS PICK-UP TIMES

Arrival time for this program is between 4:15 PM and 5:30 PM

1. Park your car in the Library Lot
2. Come to Jr. Camp Area to pick up your camper.
3. If the weather is inclement, please park in the Main Lot and pick up your camper in the Auditorium.

GENERAL GUIDELINES

- Watch your speed when entering parking lot.
- Pay attention to our parking lot TEAM Members.
- **Cell Phone use is prohibited at any time in our lots. Safety is our concern.**
- The Library parking lot, which faces Purchase Street, is NOT to be used by patrons of Purchase Day Camp at any time except for PM Extended Hours.
- The lower blacktop lot is closed weekdays till 3:30PM during the camp season.
- The upper main parking lot is available for camp parking only on weekdays during camp season.

While most of these guidelines are obvious, our system will not work successfully without driver cooperation and compliance.

SPECIAL DISMISSAL

PRIVATE LESSONS DISMISSAL AND PICK-UP

Campers attending pre-arranged private swim or tennis lessons will be dismissed to the Pool Pick up Program. Campers will be released to the Instructor assigned to the lesson. A note indicating who the Instructor is must be sent in and the Parent/Guardian is responsible for pick up at the conclusion of the lesson.

CAMPERS LEAVING PREMISES

Purchase Day Campers will be released to a parent or an adult guardian ONLY. Because campers will not be allowed to leave the premises unescorted, parents who are unable to pick up their child must make arrangements for their child to be picked up by another parent or adult guardian.

BUS TRANSPORTATION

A Bus Transportation schedule is provided to Bus Campers.

BUS TRANSPORTATION COMPANY – First Student Bus Company

BUS DRIVERS - Provided by First Student Bus Company. A specific listing of Drivers and Routes will be available prior to camp

BUS TRANSPORTATION GUIDELINES

A parent or guardian should be at home each day for each child's scheduled arrival. Parents should allow several minutes grace on either side of the scheduled time for absences or delays en route (AM also). If it is impossible to have someone greeting a child, parents must notify the camp office. At dismissal each day, buses will leave the camp grounds at approximately 3:50 to 3:55 PM.

Parents should notify the person at the stop before theirs if their child is not attending camp on a given day (check enrollment weeks listed on bus schedule before calling).

In an effort to avoid unnecessary delays en route to and from camp, we ask parents not to visit with bus drivers. Parents should direct all requests and concerns etc. through the Day Camp office. Bus drivers cannot approve enrollment changes.

For safety reasons, we ask that children not eat on the buses.

We expect bus campers to adhere to the following behavior guidelines:

- a) Remain in bus seats at all times en route to and from camp.
- b) Try to keep voices to a moderate pitch.
- c) Give the bus driver and fellow passengers respect at all times.
- d) No food or drinks are permitted
- e) Keep seat belt buckled at all times.

If a house, driveway or mailbox is not identified by the camper's last name or a street number, parents should appropriately label one or more of the above prior to June 19th.

New York State Law requires each child on bus transportation to be seat belted. Parents are strongly urged to instruct their child in the proper use of a standard seat belt.

State Law requires an A.A.A. approved booster seat for all children under the age of 4 on bus transportation. A.A.A. approved booster seats will be provided by the bus company and must be left in the bus for the duration of the transportation enrollment.

BUS TRANSPORTATION NOTE:

Children not registered for AM or PM bus transportation are NOT permitted to use the bus under any circumstances. Bus transportation is not available for extended hours. Bus drop-off location can only be changed in an extreme emergency and to a location on a regular route; with the approval of the Camp Director.

BUS ARRIVAL & DISMISSAL

Sr. Campers will meet on the lower blacktop everyday unless it is raining; in which case they will meet in their Rainy Day Opening Location. T-N-T and Sr. Camp dismissal will be from the auditorium, activity rooms or gym, (depending on age group) to each camper's bus. Jr. Campers (AM) will meet everyday in the auditorium. Jr. Camper (AM) dismissal and Jr. Camper (PM) arrival will be held on front porch of main building. Jr. Camper (PM) dismissal will be from Girls Locker Room #3 to each camper's bus.



HEALTH POLICY

CAMPER ILLNESS AT CAMP

Purchase Day Camp prides itself on having a professional nursing TEAM that places the child's health and comfort first and foremost. Campers who become or are determined to be ill at camp will be evaluated by our nursing TEAM as to the status of that illness. Campers who are vomiting, have a fever, or have open sores among other symptoms or complaints may be too sick to remain in camp. The Camp Nurse makes that decision based on the welfare of the ill camper, other campers and TEAM Members. Once notified to pick up and sign out an ill camper, a timely response by parent, guardian or listed emergency contact person is required. The Nurse makes every effort to reach parents first, with the emergency numbers provided. If a parent plans to be away on vacation, they should check with their emergency people to make sure they will be available. Our nursing TEAM has many years of experience with children in a school/camp environment. Cooperation and understanding is greatly appreciated.

ILLNESS, APPOINTMENTS AND TRANSPORTATION CHANGES

Counselors will observe the children daily on arrival at camp; however, children with any indication of illness should be kept home. Notes to counselors regarding doctor or dentist appointments, etc. should be given to your child's counselors during opening exercises. Parents **MUST** notify the office if a camper is leaving camp at times other than regular pick up times. (A note or phone call in advance of pick up is required). Transportation Changes: Parents must notify the office by **3:00PM** daily for changes in transportation. A note or phone call from a parent is acceptable. Campers leaving camp at times other than regular dismissal times must be signed out by a parent or guardian in the office.

HEAD LICE POLICY

Any child found to have head lice will be sent home to be treated. Upon returning to camp, a note must accompany the child indicating which shampoo was used and on what date. The child will need to visit the camp nurse to be checked and receive clearance. All nits (or eggs) must be removed from the hair before returning to camp. A child returning with nits still in the hair will not be allowed to remain in camp.

MEDICAL & EMERGENCY FORMS ETC.

Purchase Day Camp has no obligation to permit attendance to campers who have not filed Medical or Contact forms.

MEDICATION POLICY

Parents must sign a permission form for medication administration for any camper requiring daily or temporary medication. Purchase Day Camp will not administer medication requiring a needle or syringe except in an extreme emergency. Parents must notify the camp office regarding any camper taking medication for hyperactivity etc.

Any medication must be in its labeled, original container. Counselors will be notified to bring the camper at the designated time to the First Aid Room. Medication will be administered by the Camp Nurse or other authorized personnel.



HEALTH POLICY (Continued)

ILLNESS POLICY

Parents will be notified when a camper in their child's group informs us that they have one of the illnesses listed below. If your child is sent home due to one of these illnesses, you must follow the guidelines listed below before your child can return to camp. Please feel free to contact our Nursing TEAM with any questions.

SAMPLE:

Official notification was received on _____, _____ that a child in the _____ Group is ill with the ailment checked below. Please review the symptoms and notify the Camp Nurse should your child display any of them. If you have any questions, please do not hesitate to call our Nurse.

See Check Box Below	Incubation Period	Symptoms	When Child Can Return To Camp
Scarlet Fever	2 – 7 Days	Rash, sore throat, temperature, vomiting.	When Dr. confirms it is no longer contagious.
Whooping Cough	5 – 21 Days	Coughing, worse at night.	5 days after antibiotics begin.
Pediculosis (Head Lice)		Itching of scalp, small white eggs on hair.	24 hrs. after shampoo, treatment has begun, & absence of eggs.
Conjunctivitis		White of eyes become red or pink. Eyes may hurt, itch or water.	24 hrs. after start of medication & discharge has stopped.
Fifth's Disease	5 – 10 Days	Low grade fever, tiredness, red rash resembling a slap.	When fever subsides (see Additional note)
Pneumonia		Temperature, wheezing, coughing.	When Dr. or Health Dept. confirms it is no longer contagious.
Strep Throat	2 – 5 Days	Sore throat, difficulty swallowing, red throat, temperature, swollen glands on side of neck.	48 hrs. after antibiotic treatment has begun.
Impetigo		Small bumps, clustered together, skin becomes red. May ooze, areas form honey colored crusts or blister.	1 day after treatment has begun. Lesions must be dry.
Pinworm		Intense itching in and around anus area.	After treatment has begun.

If your child is sent home from Purchase Day Camp with any illness that might be contagious, a note from your physician will be required for your child to return to camp and a list of any medication prescribed. This information will better enable us to make your camper and every other campers experience held at Purchase Day Camp a healthier one.

MISCELLANEOUS ITEMS

LOST & FOUND

All clothing items **must** be labeled. The lost & found cabinet is located on the lower level of the building just outside the gym. Lost & found items are brought there each Thursday. Counselors are responsible for a regular check of those items. Toys, Baseball Gloves, Tennis Racquets, etc. **should not** be brought to camp unless specifically requested.

Portable video games, DVD players, IPODS and Cell Phones are not permitted at any time.

VISITING

Purchase Day Camp does not have a specific visiting day. Parents are welcome to arrange a visit to observe a typical day at Purchase Day Camp at any time, **with the exception of Special Event Days, rainy days and the last three (3) days of camp.** We recommend selecting one or two periods between 9:30 & 11:30AM as an optimal visiting time for most campers.

Visiting parents must sign-in at the Main Office and receive a PDC Visitor's Pass.

FIELD TRIPS

Field trips are taken by Purchase Day Camp groups going into 5th grade and older. Permission slips announcing trip details will be sent prior to the start of the camp season.

TICKS

In an effort to address parent concerns regarding Westchester County's tick population this summer, we take the following precautions: Applying a special permethrin treated cotton system (Damminix) to our property which is a patented method of killing ticks before they bite. We provide two applications per year. We spray our grounds, particularly wooded areas, at regular intervals. Examination of children, especially after activities near and around wooded areas will take place on a regular basis. We strongly urge parent examination of camper's clothing and skin upon return home.

NATURE CLOTHING SUGGESTION

While the location for most nature classes has been cleared and treated for ticks, parents may want to send pants and long sleeve shirts with campers on scheduled nature class days.

CAMPERS LEAVING PREMISES

Purchase Day Campers will be released to a parent or adult guardian ONLY. Because campers will not be allowed to leave the premises unescorted, parents who are unable to pick up their child must make arrangements for their child to be picked up by another parent or adult guardian.

CANDY/SNACK POLICY

Purchase Day Camp will provide a variety of snacks; however, candy and gum will not be sold. In addition, the snack vending machines will not be available to campers during camp hours. Campers wanting snack treats other than those sold at the snack bar must provide them from home. Exception: Big Al during his traditional athletics Q & A warm up.

MISCELLANEOUS ITEMS (Continued)

CAMP PROVIDES JUICE & SNACK

Purchase Day Camp will provide a juice drink and snack at a time determined by the counseling TEAM.

BIRTHDAYS

Parents wishing to have their child's birthday celebrated at camp may arrange (with group counselor) a cup cake party during lunch time. Goody bags, gifts and candles are not appropriate.

CAMP ATTIRE:

The following items should be brought to camp daily: **(Please label all items from home)**

- Sneakers & Socks
- Tote or Duffel Bag (Our Complimentary PDC Backpack works well!!)
- Two Bathing Suits (only one suit necessary for Half Day, Mini-Day and Mini-K campers). We recommend that your child wear one bathing suit to camp each day.
- Two Beach Towels (only one towel necessary for Half Day, Mini-Day and Mini-K campers)
- Aqua Shoes or Pool Sandals (Optional)
- Waterproof Sunscreen
- Inclement Weather Clothing (Based upon the weather)

ENROLLMENT REMINDERS

No enrollment changes will be accepted June 15th thru July 6th.

Only the Director can approve enrollment or transportation changes.

SEVERE STORM NOTICE

- In the event of severe thunderstorms, heavy wind and rain at closing, we may choose to delay or suspend camp dismissal for a short period of time.
- Parents should not call us to see if we are in an emergency dismissal mode. Carpool people will find out when they arrive at the main parking lot.
- PM Bus campers may be delayed if this procedure is implemented.

P.S. Normal end of the day rain and storms do not apply.





I just **LOVE** it here!

I Just

LOVE

It Here!